





CV96 SERIES  
Colors: 02, 04, 34, 64, 99  
Packaged in a four-piece kit with formed tips



DT03 SERIES  
Colors: 02, 84  
Packaged in four 49 inch lengths with formed tip on one end of each piece



WRT02 – Black  
WRT44 – Shell White




DR02 – Black



NC SERIES  
NC00 – Clear  
Colors available



NC02 – Black



MHA SERIES  
MHA02 – Black  
Colors available



BV01 – Chrome & Black




M301 – Chrome    M302 – Black




C101 – Chrome    C102 – Black



R102 – Black & Chrome




301 – Chrome    3000 – Colors available




901 – Chrome    902 – Black



201 – Chrome & Black    202 – Black



0301 – Chrome    0302 – Black




N91 – Chrome    N92 – Black



92WC – Chrome & Black    92NT – Black




WLS01 – Chrome & Black    WLS02 – Black




WW2WC – Chrome & Black    WW2NT – Black



M402 – Black




401 – Chrome    402 – Black  
Colors available



21 – Chrome    22 – Black



22L – Black



WXL01 – Chrome & Black    WXL02 – Black




RRT02 – Black



RRT32 – Black    RRT32-01 – Chrome



NE01 – Chrome    NE02 – Black  
Colors available



PTC01 – Chrome (PT Cruiser molding)

▲ OE STYLE FORMED END TIPS

▲ FENDER FLARE TRIM

▲ WHEEL WELL MOLDINGS

▲ DOOR EDGE MOLDINGS

▲ L-STYLE EDGE MOLDINGS